

日本近海 Japanese Waters

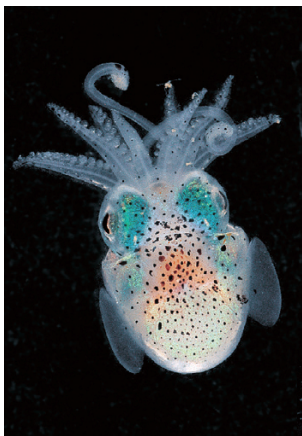
FAO名(英): Spotty bobtail squid

ML 10mm. 外套膜は短くドーム状, 幅は長さの45%程度. 背縁は頭部と癒着している. 鰭は丸い耳状である. 頭部はやや大きく, 腕吸盤は2列, 雄の左I腕は交接腕化し, 強く曲り先端の吸盤柄は膨大し, 基方寄りに1個の鉤状突起がある. 触腕吸盤は約130で8列. 中央吸盤は縁列吸盤の1.6倍. 日本から台湾, 華南.

ダンゴイカ *S. birostrata* が砂泥地を好むのに対し本種は岩礁地などの潮間帯下にすむ.

Mantle short, dome-shaped, fused with head dorsally. Fins round and ear-like. Head rather large. Arm suckers biserial. Male left Arm I hectocotylyzed with swollen sucker pedicels distally and one hook-like fleshy projection proximally. Tentacular club suckers about 130 in eight rows. Mesial suckers 1.6 times larger than marginal ones. This species seems to prefer subtidal zone in hard bottom unlike *S. birostrata* which is abundant in shallow sandy and muddy bottom. Middle Japan to Tiawan.

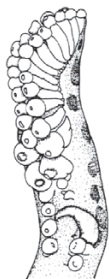
[A. 背面; B. 腹面; C. 交接腕]



A

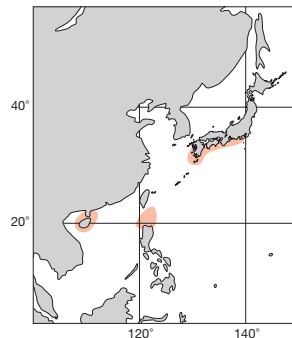


B



C

A, B: 窪寺恒己 (海南島), C: Takayama & Okutani (1992)



日本近海 Japanese Waters

市場名: ダンゴイカ, ヒドコイカ, ジコイカ (地方名)

FAO名(英): Mimiika bobtail squid

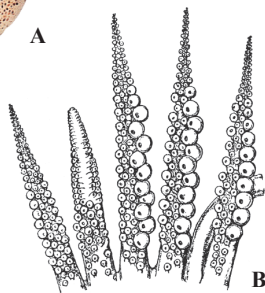
ML 40mm. 外套膜は丸味のある袋状で, 鰭は丸くあたかも耳のよう. 頭部は外套膜に比し大きく, 眼も大きい. 色斑はなく, 暗紫褐色の色素胞を一面に散らしている. 腕吸盤は4列. 雄の左第I腕が交接腕に変形していて, 特に先端1/2の吸盤が肉質の乳頭状突起になっている. 墨汁囊上に発光器がある. 北海道以南の日本全国, フィリピン, インドネシア, インドの浅海.

Mantle plump sack-like, with round fins. Arm I of male hectocotylyzed with reduction of sucker size, and one nipple-like projection proximally. Saddle-shaped luminous organ present above ink-sac. Low economic value but locally utilized. Japanese Islands, south of Hokkaido to the Philippines, Indonesia to India. Neritic, living either near-surface or near-bottom in shallow waters.

[A. 背面 (♂33mm); B. 口面]



A



B

A: 堀川博史 (土佐湾), B: Sasaki (1929)

